

# 2020 CENSUS: THE POTENTIAL IMPACT OF ASKING CITIZENSHIP STATUS FOR RACIAL AND ETHNIC MINORITIES

Angela X. Ocampo, PhD

Department of Political Science – Center for Political Studies  
Institute for Social Research – University of Michigan

2020 Census: Citizenship, Science, Politics and Privacy  
October 31, 2018

# HISTORY OF THE CITIZENSHIP DATA & QUESTION

CONFIDENTIAL This inquiry is authorized by Act of Congress (46 Stat. 21; 13 U. S. C. 201-218) which requires that a report be made. The information furnished is accorded confidential treatment. The Census report cannot be used for purposes of taxation, investigation, or regulation.										
FORM <b>P1</b>		U. S. DEPARTMENT OF COMMERCE BUREAU OF THE CENSUS							16-59925-1	
1950 CENSUS OF POPULATION AND HOUSING										
										FOR PERSONS 14
How old was he on his last birthday?  (If under one year of age, enter month of birth as April, May, Dec., etc.)	Is he now married, widowed, divorced, separated, or never married?  (Mar, Wd, D, Sep, Nov)	What State (or foreign country) was he born in?  If born outside Continental United States, enter name of Territory, possession, or foreign country.  Distinguish Canada-French from Canada-other	If foreign born—  Is he naturalized?  (Yes, No, or A.P. for born abroad of American parents)	What was this person doing most of last week—working, keeping house, or something else?  (Wk, H, Ot, or U for unable to work)	If H or Ot in item 15— Did this person do any work at all last week, not counting work around the house?  (Includes work for pay, in own business, profession, on farm, or unpaid family work.) (Yes or No)	If No in item 16—  Was this person looking for work?  (See Special Cases below)  (Yes or No)	If No in item 17—  Even though he didn't work last week, does he have a job or business?  (Yes or No)	If Wk in item 16 or Yes in item 16—  How many hours did he work last week?  (Include unpaid work on family farm or business)  (Number of hours)	1. If employed (Wk) 2. If looking for work 3. For all other persons  What kind of doing?  For example: Nails heels on shoes. Chemistry professor. Farmer..... Farm helper.....  Armed forces..... Never worked.....  (Occup	
11	12	13	LEAVE BLANK	14	15	16	17	18	19	20

# HISTORY OF THE CITIZENSHIP DATA & QUESTION

- The practice of asking citizenship censuses has varied over time
- 1820 and 1830 Censuses asked for count of total number of non-naturalized foreigners in household
- 1870 Census asked citizenship status of all male persons aged 21 and older
- 1890-1950 citizenship status was asked as part of census
- 1960-2000 citizenship status was asked in the long-form version (1 in 6 households)
- After 2000 citizenship data collection was moved to ACS

# SOME HISTORY OF USAGE OF U.S. CENSUS DATA

# SOME HISTORY OF USAGE OF U.S. CENSUS DATA

- Evidence that Census officials cooperated with government officials to target Japanese Americans which were interned during WWII (Seltzer and Anderson, 2000).
  - Block-level information where those of Japanese ancestry lived in AZ, CA, WY, CO, UT, ID, AK. Micro-level data of those living in DC.

# SOME HISTORY OF USAGE OF U.S. CENSUS DATA

- Evidence that Census officials cooperated with government officials to target Japanese Americans which were interned during WWII (Seltzer and Anderson, 2000).
  - Block-level information where those of Japanese ancestry lived in AZ, CA, WY, CO, UT, ID, AK. Micro-level data of those living in DC.
- In 2004, Census gave information to DHS about neighborhoods with large numbers of Arab Americans. Zip-code level breakdowns of Arab-American populations organized by country of origin
  - Census tabulation and assistance is legal but serious concerns of how it was going to be used

# WHY IS IT A CONCERN FOR (UNDER)COUNTING RACIAL AND ETHNIC MINORITIES?

# WHY IS IT A CONCERN FOR (UNDER)COUNTING RACIAL AND ETHNIC MINORITIES?

- Immigrant and minority communities are already living in fear. Experiences of daily discrimination and threat of separation, detention & deportation.



# WHY IS IT A CONCERN FOR (UNDER)COUNTING RACIAL AND ETHNIC MINORITIES?

- Immigrant and minority communities are already living in fear. Experiences of daily discrimination and threat of separation, detention & deportation.
- Immigrant communities have already been targeted:
  - Immigration arrests have increased in 2017 (30% increase) (Pew Research Center)
  - Travel ban of individuals from Muslim-majority nations
  - DOJ attempts to rescind DACA program in 2017

# WHY IS IT A CONCERN FOR (UNDER)COUNTING RACIAL AND ETHNIC MINORITIES?

# WHY IS IT A CONCERN FOR (UNDER)COUNTING RACIAL AND ETHNIC MINORITIES?

*"I would never answer, because I don't have papers...Obviously, I am afraid. I have a son."* — Carmen Queveda, 46 years old. Guatemala.

# WHY IS IT A CONCERN FOR (UNDER)COUNTING RACIAL AND ETHNIC MINORITIES?

*"I would never answer, because I don't have papers...Obviously, I am afraid. I have a son."* — Carmen Queveda, 46 years old. Guatemala.

*"I know that no parent in my neighborhood is going to be opening the door for anyone doing a survey."* – Cesar Morio. 37 years old. Mexico.

\*Source:  
[https://www.nytimes.com/2018/03/27/us/census-undocumented-immigrants.html?utm\\_source=Pew+Research+Center&utm\\_campaign=9887282620-HISPANIC\\_2018\\_04\\_04&utm\\_medium=email&utm\\_term=0\\_3e953b9b70-9887282620-399370677](https://www.nytimes.com/2018/03/27/us/census-undocumented-immigrants.html?utm_source=Pew+Research+Center&utm_campaign=9887282620-HISPANIC_2018_04_04&utm_medium=email&utm_term=0_3e953b9b70-9887282620-399370677)

# WHY IS IT A CONCERN FOR (UNDER)COUNTING RACIAL AND ETHNIC MINORITIES?

# WHY IS IT A CONCERN FOR (UNDER)COUNTING RACIAL AND ETHNIC MINORITIES?

- 1 out of 7 Asian Americans is undocumented (AAPI data)

# WHY IS IT A CONCERN FOR (UNDER)COUNTING RACIAL AND ETHNIC MINORITIES?

- 1 out of 7 Asian Americans is undocumented (AAPI data)
- As of 2011, it was estimated that there were 9 million people who live in mixed-status families that included one unauthorized adult and one U.S.-born child (Pew Research Center)

# WHY IS IT A CONCERN FOR (UNDER)COUNTING RACIAL AND ETHNIC MINORITIES?

- 1 out of 7 Asian Americans is undocumented (AAPI data)
- As of 2011, it was estimated that there were 9 million people who live in mixed-status families that included one unauthorized adult and one U.S.-born child (Pew Research Center)
- On average 60% of Latinos report knowing someone who is a undocumented person, either family or friend (Latino Decisions)



# WHY IS IT A CONCERN FOR (UNDER)COUNTING RACIAL AND ETHNIC MINORITIES?

- 1 out of 7 Asian Americans is undocumented (AAPI data)
- As of 2011, it was estimated that there were 9 million people who live in mixed-status families that included one unauthorized adult and one U.S.-born child (Pew Research Center)
- On average 60% of Latinos report knowing someone who is a undocumented person, either family or friend (Latino Decisions)
- 1 in 3 Latinos report personally knowing someone who has faced deportation or detention (Latino Decisions)

# EVIDENCE OF FEAR AMONG RACIAL AND ETHNIC MINORITIES

# EVIDENCE OF FEAR AMONG RACIAL AND ETHNIC MINORITIES

- Pre-testing by U.S. Census, National Advisory Committee on Racial, Ethnic and Other Populations, has revealed concerns of confidentiality among R&E minorities (Meyers, 2017).

# EVIDENCE OF FEAR AMONG RACIAL AND ETHNIC MINORITIES

- Pre-testing by U.S. Census, National Advisory Committee on Racial, Ethnic and Other Populations, has revealed concerns of confidentiality among R&E minorities (Meyers, 2017).
- Feb - Sept 2017, focus groups and interviews in English, Spanish, Chinese, Korean, Vietnamese, Russian, Arabic

\*Source: <https://www.documentcloud.org/documents/4424705-Census-Confidentiality-Presentation.html>

# EVIDENCE OF FEAR AMONG RACIAL AND ETHNIC MINORITIES

# EVIDENCE OF FEAR AMONG RACIAL AND ETHNIC MINORITIES

- *“In light of the current political situation, immigrants, especially Arabs and Mexicans would be so scared when they see a government interviewer at their doorsteps.”* – Respondent from Arabic focus group

# EVIDENCE OF FEAR AMONG RACIAL AND ETHNIC MINORITIES

- *“In light of the current political situation, immigrants, especially Arabs and Mexicans would be so scared when they see a government interviewer at their doorsteps.”* – Respondent from Arabic focus group
- *“The immigrant is not going to trust the Census employee when they are continuously hearing a contradicting message from the media everyday threatening to deport immigrants.”* – Respondent from Arabic focus group

# EVIDENCE OF FEAR AMONG RACIAL AND ETHNIC MINORITIES

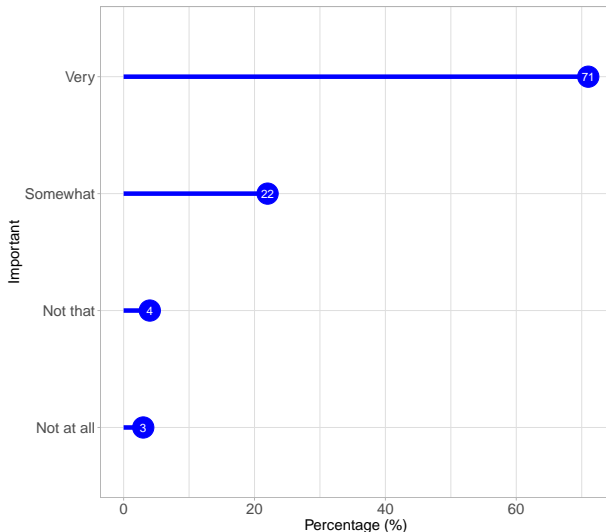
- *“In light of the current political situation, immigrants, especially Arabs and Mexicans would be so scared when they see a government interviewer at their doorsteps.”* – Respondent from Arabic focus group
- *“The immigrant is not going to trust the Census employee when they are continuously hearing a contradicting message from the media everyday threatening to deport immigrants.”* – Respondent from Arabic focus group
- Field staff conducting focus groups and testing of questions in respondents' homes reported unusual behavior. Respondents walked out, appeared visibly nervous when they were asked immigration items, immigrant respondents worried about giving legitimate names. *“The less information they give out the better. The safer they are.”* – Census field staff



# ATTITUDES OF LATINOS ON U.S. CENSUS

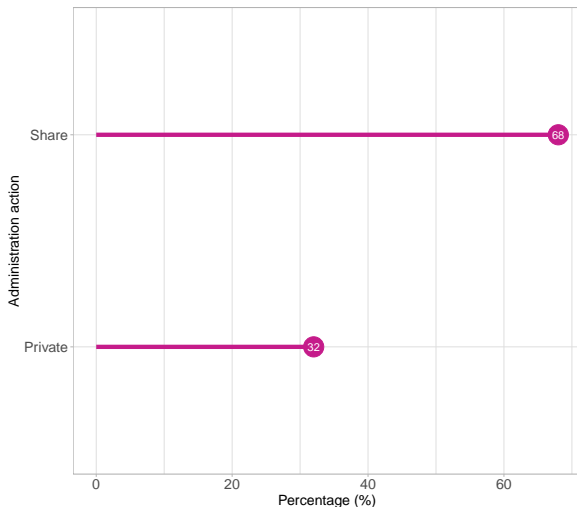
# ATTITUDES OF LATINOS ON U.S. CENSUS

How important do you think it is for the Census Bureau to implement a complete and accurate count of the entire Latino population and that nobody is left out?



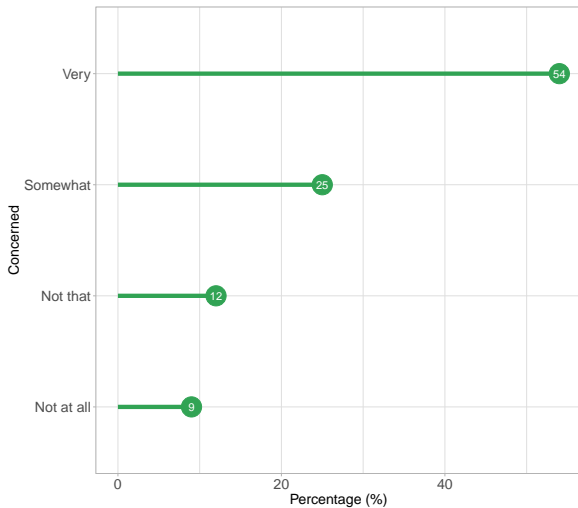
# ATTITUDES OF LATINOS ON U.S. CENSUS

Do you trust the Trump administration to keep confidential the personal information they collect, including citizenship status of immigrants, or do you think that they will share this information with other federal agencies?



# ATTITUDES OF LATINOS ON U.S. CENSUS

How concerned are you that the census answers about people's citizenship could be shared with agencies such as Immigration and Customs Enforcement?



# EVIDENCE OF LOW RESPONSE RATES IN NON-CITIZEN HOUSEHOLDS

- Recent research by the US Census Center of Economic Studies. CES 18-38 paper (Brown et al. 2018)
- In 2010 the Census randomly selected a sample of households to receive the ACS. These households also received the US Census. ACS included citizenship question, US Census did not.
- To forecast the potential effect of adding the citizenship question they compared response rates for 2010 Census and 2010 ACS for the same housing units

# EVIDENCE OF LOW RESPONSE RATES IN NON-CITIZEN HOUSEHOLDS

## Comparison of 2010 ACS to 2010 Census Response Rates (weighted)

	Self-response Rate (%)		Difference
	2010 ACS	2010 Census	
Households with at least one AR non-citizen	42.4 (0.32)	62.1 (0.18)	-19.7 (0.26)
AR all-citizen households	62.0 (0.34)	72.8 (0.11)	-10.8 (0.24)
Diff-in-Diff			<b>-8.9</b> (0.34)

\*Source: 2018. Brown et. al. "Understanding the Quality fo Alternative Citizenship Data Sources for the 2020 Census." U.S. Census Center for Economic Studies. CES 18-38. August 2018. <https://www2.census.gov/ces/wp/2018/CES-WP-18-38.pdf>

# IMPLICATIONS OF UNDERCOUNTING RACIAL AND ETHNIC MINORITIES

# IMPLICATIONS OF UNDERCOUNTING RACIAL AND ETHNIC MINORITIES

- Census data is used for reapportionment. If response rates are low among R&E and immigrant communities this will have an effect on representation in Congress



# IMPLICATIONS OF UNDERCOUNTING RACIAL AND ETHNIC MINORITIES

- Census data is used for reapportionment. If response rates are low among R&E and immigrant communities this will have an effect on representation in Congress
- Census population data also is used for determining federal funding disbursed to states for various programs
  - Data is used for allocation of 80% of all federal funding to states. Medicaid, SNAP, Medicare Part B, among others (GW Institute of Public Policy)

# IMPLICATIONS OF UNDERCOUNTING RACIAL AND ETHNIC MINORITIES

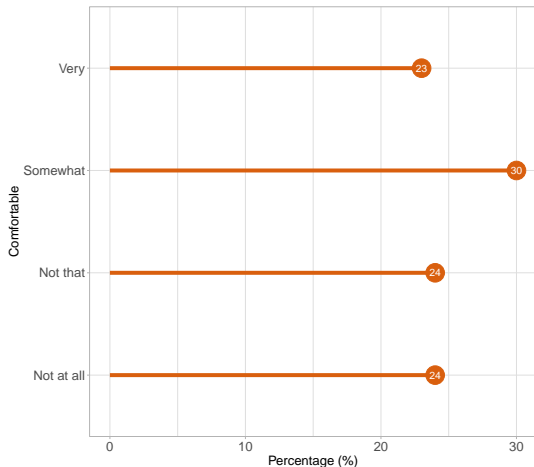
- Census data is used for reapportionment. If response rates are low among R&E and immigrant communities this will have an effect on representation in Congress
- Census population data also is used for determining federal funding disbursed to states for various programs
  - Data is used for allocation of 80% of all federal funding to states. Medicaid, SNAP, Medicare Part B, among others (GW Institute of Public Policy)
- Serious trouble for social scientists and other researchers. Compromise research of racial, ethnic and immigrant communities

Thank you

Angela X. Ocampo, PhD  
axocampo@umich.edu

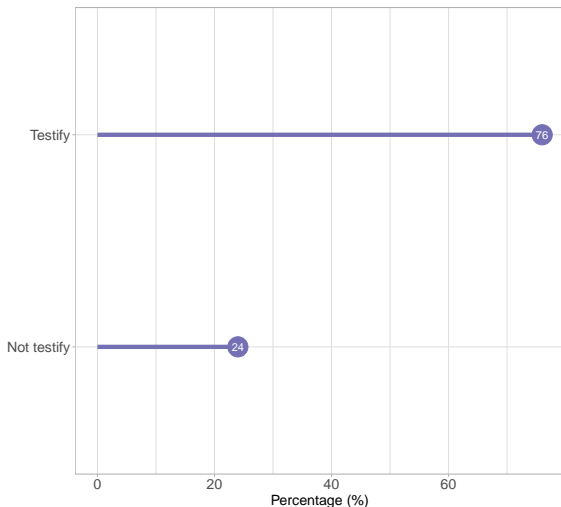
# ATTITUDES OF LATINOS ON U.S. CENSUS

In 2020, the Census is asking people to go online and fill out their household information, including names, ages, citizenship status of all household members through a secure website. How comfortable are you in sending this information to the Federal Government through the Internet?



# ATTITUDES OF LATINOS ON U.S. CENSUS

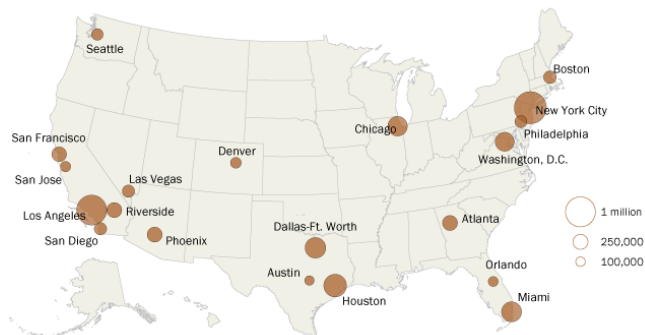
Do you think Mr. Ross should turn over all memos and emails related to the the citizenship question, and testify as ordered by the court, or do you think he should be able to keep that information private and not testify?



# GEOGRAPHIC DISTRIBUTION OF UNDOCUMENTED IMMIGRANTS

## 20 metropolitan areas with the largest number of unauthorized immigrants

2014 estimates



Source: Pew Research Center estimates based on augmented 2014 American Community Survey (IPUMS).

PEW RESEARCH CENTER

# EVIDENCE OF LOW RESPONSE RATES IN NON-CITIZEN HOUSEHOLDS

## Comparison of 2010 ACS to 2010 Census Response Rates (unweighted)

	Self-response Rate (%)		Difference
	2010 ACS	2010 Census	
Households with at least one AR non-citizen	52.6 (0.21)	71.5 (0.19)	-18.9 (0.26)
AR all-citizen households	66.1 (0.05)	79.9 (0.04)	-13.8 (0.06)
Diff-in-Diff			<b>-5.1</b> (0.26)

\*Source: 2018. Brown et. al. "Understanding the Quality fo Alternative Citizenship Data Sources for the 2020 Census." U.S. Census Center for Economic Studies. CES 18-38. August 2018. <https://www2.census.gov/ces/wp/2018/CES-WP-18-38.pdf>